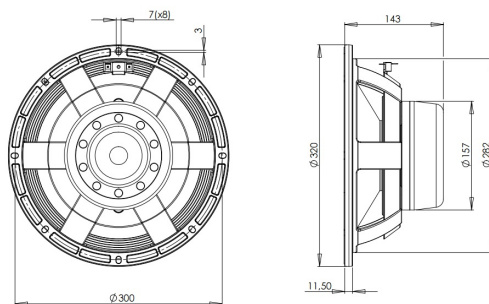


# 12NBX100

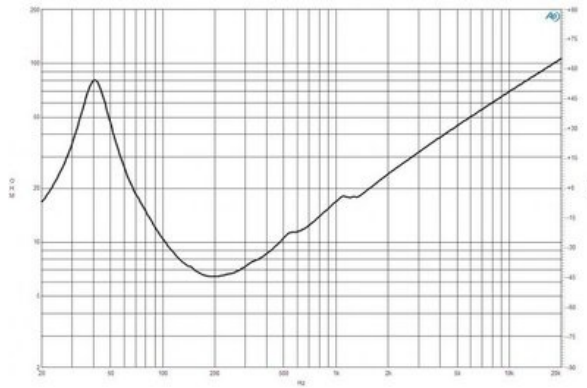
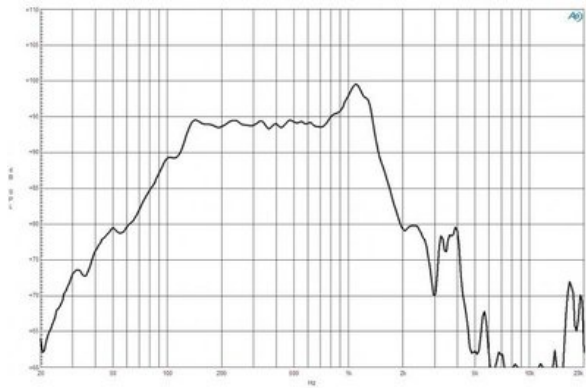
**8Ω****LF Drivers** - 12.0 Inches

- 2000 W continuous program power capacity
- 100 mm (4 in) copper voice coil
- 40 - 1500 Hz response
- 96 dB sensitivity
- Aluminium demodulating ring allows a very low distortion figure
- Double silicone spider with optimized compliance
- Ventilated voice coil gap for reduced power compression



# 12NBX100

LF Drivers- 12.0 Inches



## SPECIFICATIONS

Nominal Diameter	320 mm (12.0 in)
Nominal Impedance	8 $\Omega$
Minimum Impedance	6.5 $\Omega$
Nominal Power Handling <sup>1</sup>	1000 W
Continuous Power Handling <sup>2</sup>	2000 W
Sensitivity <sup>3</sup>	96.0 dB
Frequency Range	40 - 1500 Hz
Voice Coil Diameter	100 mm (4.0 in)
Winding Material	Copper
Former Material	Glass Fibre
Winding Depth	25.0 mm (1.0 in)
Magnetic Gap Depth	11.0 mm (0.43 in)
Flux Density	1.1 T

## DESIGN

Surround Shape	Triple Roll
Cone Shape	Exponential
Magnet Material	Neodymium Inside Slug
Spider	Double Silicone
Pole Design	T-Pole
Woofer Cone Treatment	TWP Waterproof Both Sides
Recommended Enclosure	40.0 dm <sup>3</sup> (1.41 ft <sup>3</sup> )
Recommended Tuning	50 Hz

## PARAMETERS<sup>4</sup>

Resonance Frequency	41 Hz
Re	5.1 $\Omega$
Qes	0.24
Qms	3.9
Qts	0.22
Vas	51.0 dm <sup>3</sup> (1.8 ft <sup>3</sup> )
Sd	531.0 cm <sup>2</sup> (82.0 in <sup>2</sup> )
$\eta_o$	1.45 %
Xmax	10.0 mm
Xvar	10.0 mm
Mms	117.0 g
Bl	25.6 Txm
Le	1.9 mH
EBP	170 Hz

## MOUNTING AND SHIPPING INFO

Overall Diameter	320 mm (12.6 in)
Bolt Circle Diameter	300 mm (11.8 in)
Baffle Cutout Diameter	280.0 mm (11.0 in)
Depth	143 mm (5.63 in)
Flange and Gasket Thickness	12 mm (0.47 in)
Air Volume Occupied by Driver	4.0 dm <sup>3</sup> (0.14 ft <sup>3</sup> )
Net Weight	8.0 kg (17.6 lb)
Shipping Units	1
Shipping Weight	8.9 kg (19.62 lb)
Shipping Box	360x360x200 mm (14.17x14.17x7.87 in)

## SERVICE KIT

Recone kit	RCK12NBX1008
------------	--------------

1. 2 hours test made with continuous pink noise signal within the range Fs-10Fs. Power calculated on rated minimum impedance. Loudspeaker in free air.
2. Power on Continuous Program is defined as 3 dB greater than the Nominal rating.
3. Applied RMS Voltage is set to 2.83 V for 8 ohms Nominal Impedance.
4. Thiele-Small parameters are measured after a high level 20 Hz sine wave preconditioning test.