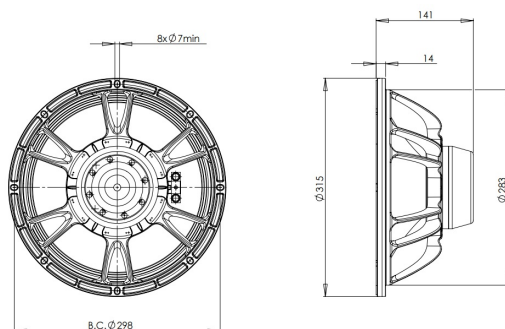


12NDL76

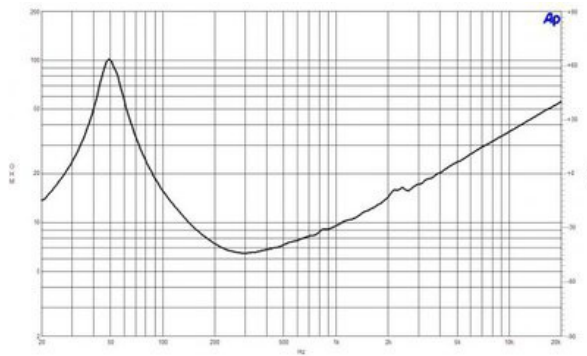
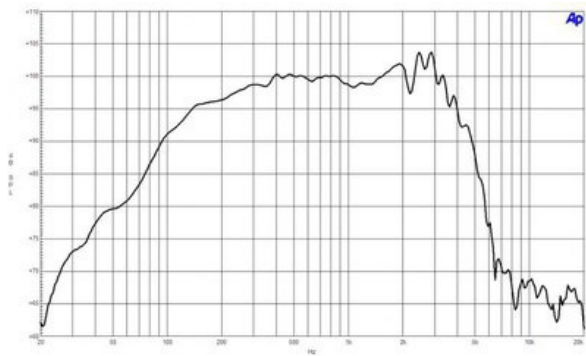
8Ω**LF Drivers** - 12.0 Inches

- 800 W continuous program power capacity
- 76 mm (3 in) aluminium voice coil
- 50 - 2000 Hz response
- 100 dB sensitivity
- Neodymium magnet allows a very light yet powerful motor assembly
- Ventilated voice coil gap for reduced power compression



12NDL76

LF Drivers- 12.0 Inches



SPECIFICATIONS

Nominal Diameter	320 mm (12.0 in)
Nominal Impedance	8 Ω
Minimum Impedance	6.2 Ω
Nominal Power Handling ¹	400 W
Continuous Power Handling ²	800 W
Sensitivity ³	100.0 dB
Frequency Range	50 - 2000 Hz
Voice Coil Diameter	76 mm (3.0 in)
Winding Material	Aluminium
Former Material	Glass Fibre
Winding Depth	19.0 mm (0.75 in)
Magnetic Gap Depth	10.0 mm (0.4 in)
Flux Density	1.25 T

DESIGN

Surround Shape	Double Roll
Cone Shape	Exponential
Magnet Material	Neodymium Inside Slug
Spider	Single
Pole Design	Straight Pole
Woofer Cone Treatment	TWP Waterproof Both Sides
Recommended Enclosure	42.0 dm ³ (1.48 ft ³)
Recommended Tuning	65 Hz

PARAMETERS⁴

Resonance Frequency	50 Hz
Re	5.3 Ω
Qes	0.21
Qms	4.2
Qts	0.2
Vas	73.0 dm ³ (2.5 ft ³)
Sd	522.0 cm ² (80.9 in ²)
η_o	4.3 %
Xmax	7.0 mm
Xvar	6.5 mm
Mms	53.0 g
Bl	20.1 Txm
Le	1.0 mH
EBP	238 Hz

MOUNTING AND SHIPPING INFO

Overall Diameter	315 mm (12.4 in)
Bolt Circle Diameter	298 mm (11.7 in)
Baffle Cutout Diameter	283.0 mm (11.1 in)
Depth	141 mm (5.5 in)
Flange and Gasket Thickness	14 mm (0.55 in)
Air Volume Occupied by Driver	2.5 dm ³ (0.08 ft ³)
Net Weight	3.9 kg (8.6 lb)
Shipping Units	1
Shipping Weight	4.8 kg (10.58 lb)
Shipping Box	360x360x200 mm (14.17x14.17x7.87 in)

SERVICE KIT

Recone kit	RCK12NDL768
------------	-------------

- 2 hours test made with continuous pink noise signal within the range Fs-10Fs. Power calculated on rated minimum impedance. Loudspeaker in free air.
- Power on Continuous Program is defined as 3 dB greater than the Nominal rating.
- Applied RMS Voltage is set to 2.83 V for 8 ohms Nominal Impedance.
- Thiele-Small parameters are measured after a high level 20 Hz sine wave preconditioning test.